



IZDELAVA VODNEGA MLINČKA

Če imate možnost odhoda v gozd/naravo, poiščete potoček. Doma izdelate mlinček in ga v potočku poskusite postaviti tako, da se bo vrtel. Zdaj je tudi primeren čas za iskanje in opazovanje žabjih mrestov. Seveda vse v okviru možnosti, ki nam jih omogočajo trenutni zakoni.




Otroci izdelajo, narišejo, nalepijo, izrežejo sonce ali mavrico. Spodaj je nekaj idej.








15+ Sun Crafts

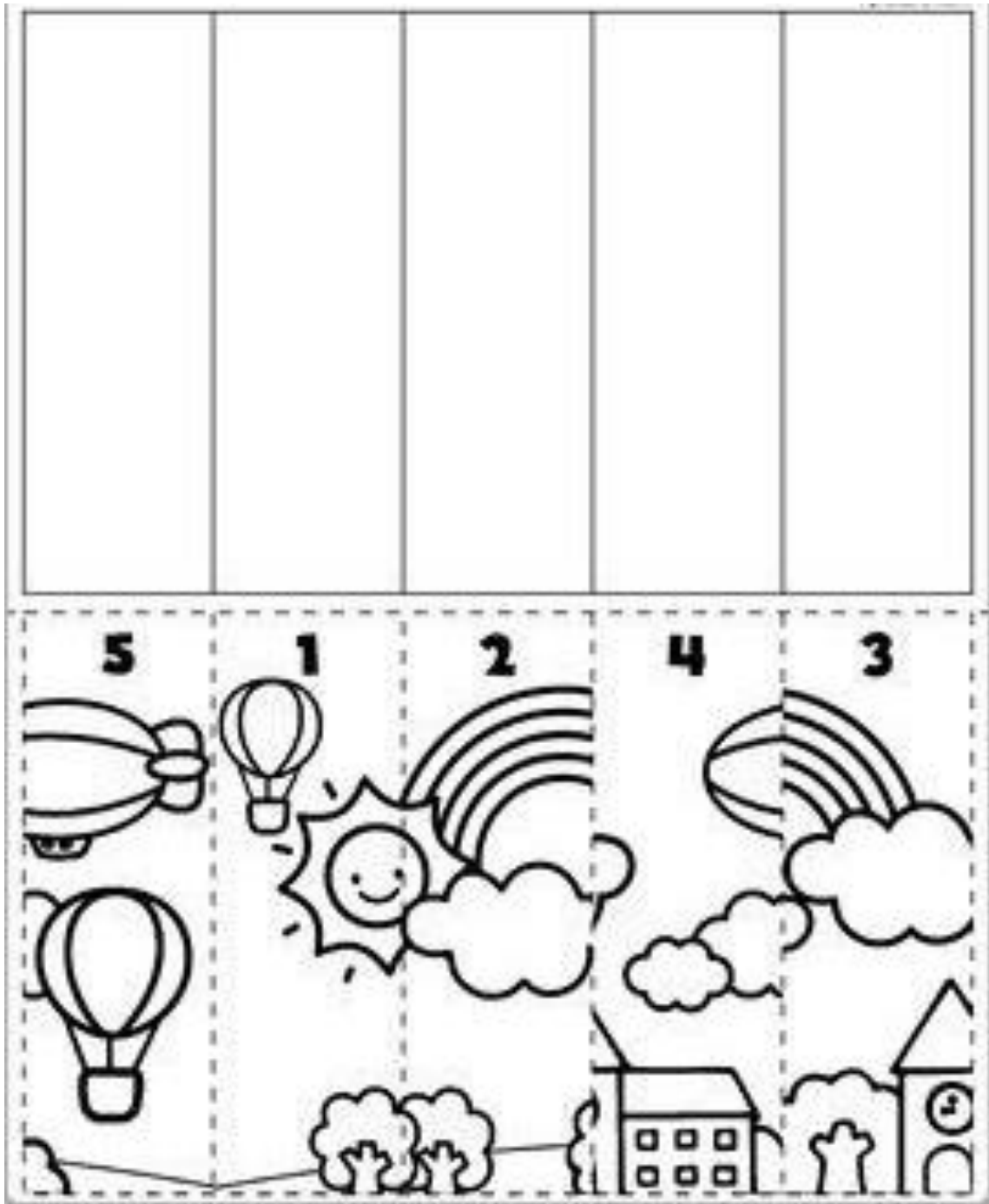
acraftylife.com




Otrok poišče odtenke barve na fotografiji.









A




B



C



D



1




2




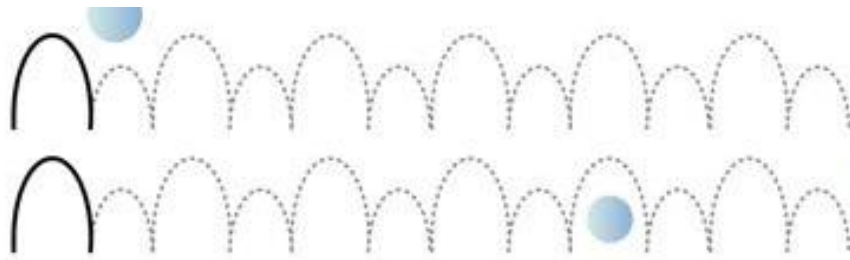
3



4









Z otrokom lahko izdelate svoj vremenski krog. Otrok opazuje vreme, puščico pa obrne na simbol, ki prikazuje trenutno vreme.

